

Fall Leaf Match

Draw a line to join matching leaves.



The background is a solid red color with a repeating pattern of stylized, dark red leaves. The leaves are elongated and pointed, with some showing internal vein details. They are arranged in a dense, overlapping manner, creating a textured, organic feel.


Sac County Conservation
KneeHigh Naturalist

Leaves Kit



Leaf Craft


TAKE REAL LEAVES AND FAKE LEAVES AND ATTACH THEM TO YOUR PAPER LOOP TO MAKE YOUR OWN WINDSOCK. MAKE SURE TO ATTACH SOME FROM YOUR LEAF HUNT! ADD MORE LEAVES THROUGHOUT THE FALL. AS YOU ARE ATTACHING COMPARE THE FAKE LEAVES TO YOUR REAL LEAVES




Leaf Activities

USING THIS FALL COLOR WHEEL , GO OUT AND SEE IF YOU CAN FIND LEAVES THAT ARE RED, YELLOW, ORANGE, AND BROWN. DRAW, WHAT THE LEAVES LOOKED LIKE, OR TALLY HOW MANY OF EACH COLOR YOU FOUND.

FALL COLOR WHEEL



BONUS ACTIVITY:
USING THE LEAVES YOU FOUND WHAT CREATURES CAN YOU CREATE LIKE
LEAF MAN. CAN YOU PUT THEM TOGETHER TO MAKE A BIRD? AN
ELEPHANT?



All the Leaves Are Falling Down

TUNE: "LONDON BRIDGES FALLING DOWN"

**ALL THE LEAVES ARE FALLING DOWN, FALLING DOWN, FALLING
DOWN (IMITATE LEAVES FALLING DOWN)**

ALL THE LEAVES ARE FALLING DOWN, IT IS FALL.

**TAKE THE RAKE AND RAKE THEM UP, RAKE THEM UP, RAKE THEM
UP (IMITATE RAKING LEAVES)**

TAKE THE RAKE AND RAKE THEM UP, IT IS FALL

**.MAKE A PILE AND JUMP RIGHT IN, JUMP RIGHT IN, JUMP RIGHT IN,
(CHILDREN JUMP FORWARD)**

MAKE A PILE AND JUMP RIGHT IN, IT IS FALL.

DIANE CHANCY

Suggested Reading

**We Are Going on a
Leaf Hunt
by Steve Metzger**

**Leaf Man
by Lois Ehlert**

**Leaves
by David Ezra
Stein**

Leaves of Iowa




Bur Oak



Mulberry



Maple



Honey Locust



Green Ash



American Elm